

COILS



Section / Description	page
STANDARD	CT4
IMMERSION PROOF	CT10
ACCESSORIES	CT13

W7 / 2017

WARNING: the specifications/application data shown in our catalogs and data sheets are intended only as a general guide for the product described (herein). Any specific application should not be undertaken without independent study, evaluation, and testing for suitability.



4484 Boeing Drive Rockford, IL 61109 • USA • Phone +1 (815) 397-6628 • Fax +1 (815) 397-2526
 mail: delta@delta-power.com • www.delta-power.com



Via Malavolti, 36 • 41122 Modena • ITALY • Phone +39 (059) 254895 • Fax +39 (059) 253512
 mail: tecnord@tecnord.com • www.tecnord.com

WARNING: the specifications/application data shown in our catalogs and data sheets are intended only as a general guide for the product described (herein). Any specific application should not be undertaken without independent study, evaluation, and testing for suitability.

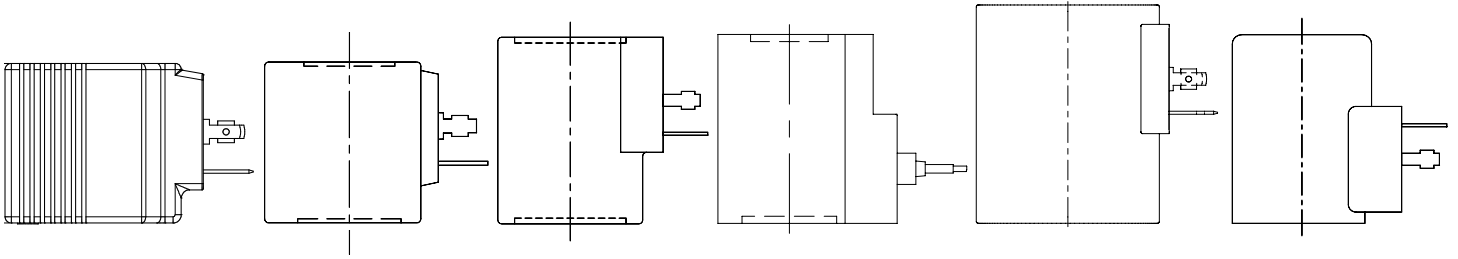


4484 Boeing Drive Rockford, IL 61109 • USA • Phone +1 (815) 397-6628 • Fax +1 (815) 397-2526
mail: delta@delta-power.com • www.delta-power.com



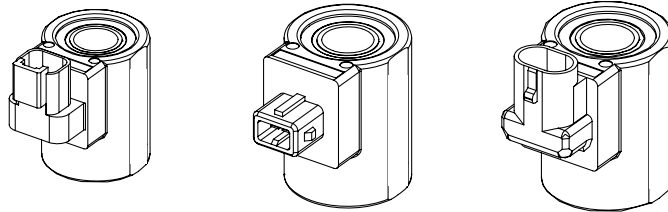
Via Malavolti, 36 • 41122 Modena • ITALY • Phone +39 (059) 254895 • Fax +39 (059) 253512
mail: tecnord@tecnord.com • www.tecnord.com

COIL DATA



STANDARD COILS

TYPE	ID	WIDTH	HEIGHT	PAGE
PJ	13.2	36	38.5	CT4
A	13.2	30	39	CT5
V	13.2	37.5	50	CT6
W	16.1	37.5	50	CT7
Z	19.1	46.5	56	CT8
F	19.1	37	50	CT9



IMMERSION PROOF “I” COILS

TYPE	ID	WIDTH	HEIGHT	PAGE
PI	13.2	37.5	43	CT10
DI	13.2	37.5	50	CT11
LI	16.1	37.5	50	CT12

W7 / 2017

WARNING: the specifications/application data shown in our catalogs and data sheets are intended only as a general guide for the product described (herein). Any specific application should not be undertaken without independent study, evaluation, and testing for suitability.

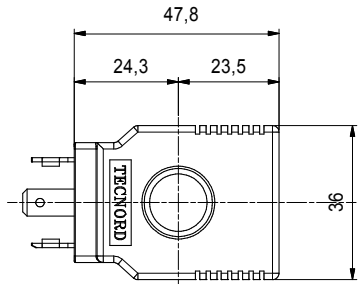
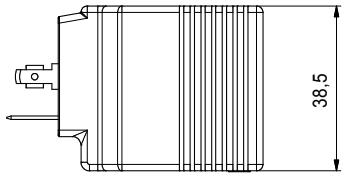


4484 Boeing Drive Rockford, IL 61109 • USA • Phone +1 (815) 397-6628 • Fax +1 (815) 397-2526
 mail: delta@delta-power.com • www.delta-power.com



Via Malavolti, 36 • 41122 Modena • ITALY • Phone +39 (059) 254895 • Fax +39 (059) 253512
 mail: tecnord@tecnord.com • www.tecnord.com

“P” TYPE “J” COIL



DESCRIPTION

1/2 inch (13 mm) I.D. Coil.
Color identification: black

FEATURES

One piece encapsulated design that is:

- Weatherproof
- Immersion proof
- Thermal shock/dunk tested
- No external metal shell
- Internal arc suppression diode available on request

COIL SPECIFICATION

Wattage	21 Watts Nominal
Duty Rating	Continuous Duty ±10% rated voltage at 120°F (49°C) ambient
Min Current for Actuation	80% of rated current at room temperature
Magnet Wire Class	H
Heat insulation Class	F
Ambient Temperature Range	-30° to 60°C
Encapsulation Material	Thermo-Plastic, resistant to moisture, caustic solutions, fungus, and vibrations

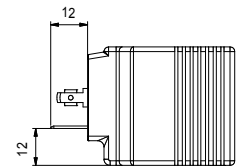
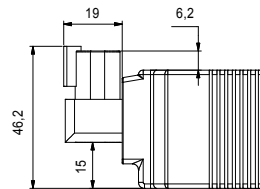
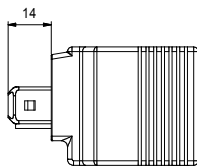
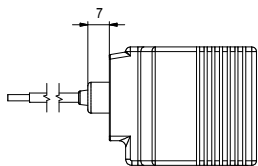
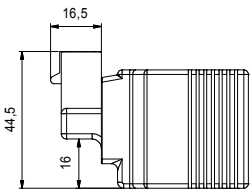
JA

JL

JJ

JD

JH



ORDERING INFORMATION

P - -

Approximate Coil Weight: .42 lbs (.19 kg)

TERMINATIONS

- “J” Coil AMP Superseal - Integral
- “J” Coil Double lead
- “J” Coil AMP Jr. Timer - Integral
- “J” Coil Deutsch - Integral DT04-2P
- “J” Coil DIN 43650 (Hirschmann)

- JA** 12
- JL** 24
- JJ** 26
- JD**
- JH**

VOLTAGE

- 12 VDC / 6.8 Ohm
- 24 VDC / 27 Ohm
- 26 VDC / 32 Ohm

WARNING: the specifications/application data shown in our catalogs and data sheets are intended only as a general guide for the product described (herein). Any specific application should not be undertaken without independent study, evaluation, and testing for suitability.

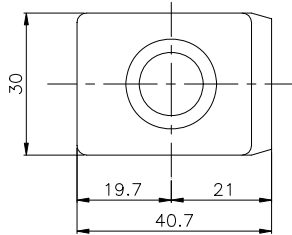
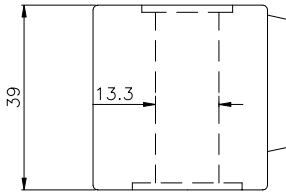


4484 Boeing Drive Rockford, IL 61109 • USA • Phone +1 (815) 397-6628 • Fax +1 (815) 397-2526
mail: delta@delta-power.com • www.delta-power.com



Via Malavolti, 36 • 41122 Modena • ITALY • Phone +39 (059) 254895 • Fax +39 (059) 253512
mail: tecnord@tecnord.com • www.tecnord.com

“A” TYPE COIL



DESCRIPTION

1/2 inch (13 mm) I.D. Coil.
Color identification: black

FEATURES

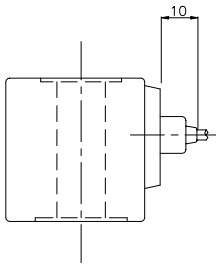
One piece encapsulated design that is:

- Immersion proof
- No external metal shell
- Internal arc suppression diode available on request

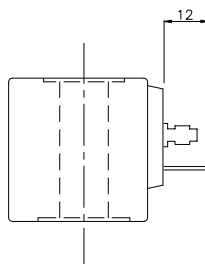
COIL SPECIFICATION

Wattage	18 Watts Nominal
Duty Rating	Continuous Duty ±10% rated voltage at 120°F (49°C) ambient
Min Current for Actuation	80% of rated current at room temperature
Magnet Wire Class	H (200°C)
Heat insulation Class	H (180°C)
Ambient Temperature Range	-30° to 60°C
Protection degree	Up to IP 65 (with connector and suitable seals)
Encapsulation Material	Glass filled polyester, resistant to moisture, caustic solutions, fungus and vibration

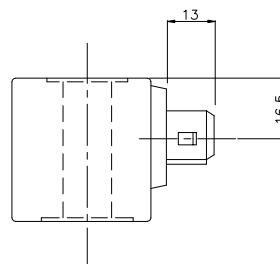
ADL



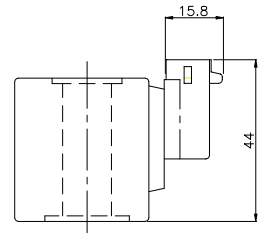
AHC



AJT



AMP



ORDERING INFORMATION

	A	-		-	
TERMINATIONS					
Double Lead	DL			12	
DIN 43650 (Hirschmann)	HC			24	
AMP Junior Timer - Integral	JT			22	
Metri-Pack - Integral	MP				

Approximate Coil Weight: .42 lbs (.19 kg)

VOLTAGE

12 VDC / 1.5 A
24 VDC / 0.75 A
220 VAC / rectified 0.06 A
*without internal rectifier (for HC termination only)
supply voltage must be externally rectified*

W 7 / 2017

WARNING: the specifications/application data shown in our catalogs and data sheets are intended only as a general guide for the product described (herein). Any specific application should not be undertaken without independent study, evaluation, and testing for suitability.

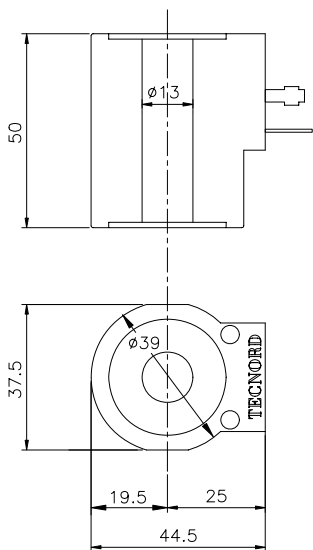


4484 Boeing Drive Rockford, IL 61109 • USA • Phone +1 (815) 397-6628 • Fax +1 (815) 397-2526
mail: delta@delta-power.com • www.delta-power.com



Via Malavolti, 36 • 41122 Modena • ITALY • Phone +39 (059) 254895 • Fax +39 (059) 253512
mail: tecnord@tecnord.com • www.tecnord.com

“V” TYPE COIL



DESCRIPTION

1/2 inch (13 mm) I.D. Coil.
Color identification: black

FEATURES

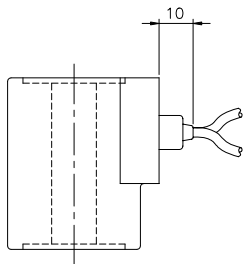
One piece encapsulated design that is:

- Immersion proof
- No external metal shell
- Internal arc suppression diode available on request

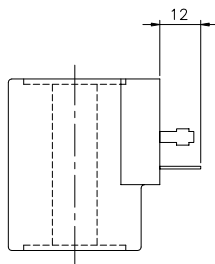
COIL SPECIFICATION

Wattage	24 Watts Nominal
Duty Rating	Continuous Duty ±10% rated voltage at 120°F (49°C) ambient
Min Current for Actuation	80% of rated current at room temperature
Magnet Wire Class	H (200°C)
Heat insulation Class	H (180°C)
Ambient Temperature Range	-30° to 60°C
Protection degree	Up to IP 65 (with connector and suitable seals)
Encapsulation Material	Glass filled polyester, resistant to moisture, caustic solutions, fungus and vibration

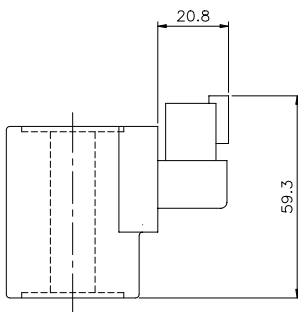
VDL



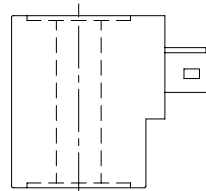
VHC



VDI



VJT



ORDERING INFORMATION

V	-	-	
TERMINATIONS			
Double Lead	DL	12	
DIN 43650 (Hirschmann)	HC	24	
AMP Junior Timer - Integral	JT	22	
Deutsch - Integral DT04-2P	DI		

VOLTAGE

12 VDC / 2.03 A
24 VDC / 1.01 A
220 VAC / rectified 0.06 A
<i>without internal rectifier (for HC termination only)</i>
<i>supply voltage must be externally rectified</i>

Approximate Coil Weight: .56 lbs (.25 kg)

WARNING: the specifications/application data shown in our catalogs and data sheets are intended only as a general guide for the product described (herein). Any specific application should not be undertaken without independent study, evaluation, and testing for suitability.

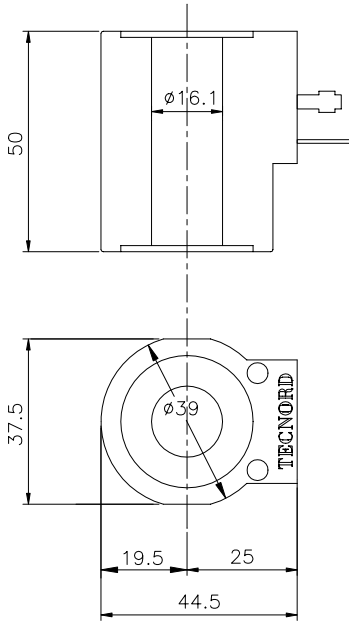


4484 Boeing Drive Rockford, IL 61109 • USA • Phone +1 (815) 397-6628 • Fax +1 (815) 397-2526
mail: delta@delta-power.com • www.delta-power.com



Via Malavolti, 36 • 41122 Modena • ITALY • Phone +39 (059) 254895 • Fax +39 (059) 253512
mail: tecnord@tecnord.com • www.tecnord.com

“W” TYPE COIL



DESCRIPTION

5/8 inch (16 mm) I.D. Coil.
Color identification: black

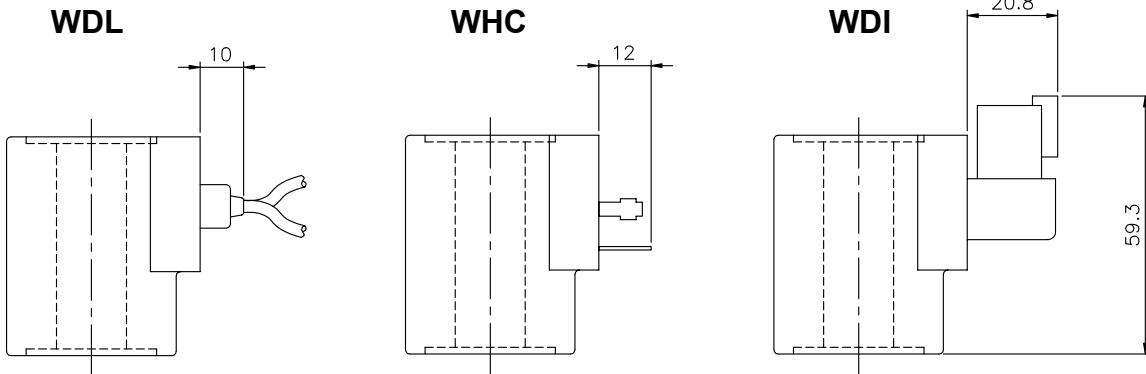
FEATURES

One piece encapsulated design that is:

- Immersion proof
- No external metal shell
- Internal arc suppression diode available on request

COIL SPECIFICATION

Wattage	24 Watts Nominal
Duty Rating	Continuous Duty ±10% rated voltage at 120°F (49°C) ambient
Min Current for Actuation	80% of rated current at room temperature
Magnet Wire Class	H (200°C)
Heat insulation Class	H (180°C)
Ambient Temperature Range	-30° to 60°C
Protection degree	Up to IP 65 (with connector and suitable seals)
Encapsulation Material	Glass filled polyester, resistant to moisture, caustic solutions, fungus and vibration



ORDERING INFORMATION

W	-	-	
TERMINATIONS			
Double Lead	DL	12	
DIN 43650 (Hirschmann)	HC	24	
Deutsch - Integral DT04-2P	DI	22	

VOLTAGE

12 VDC / 2.03 A
24 VDC / 1.01 A
220 VAC / rectified 0.06 A
<i>without internal rectifier (for HC termination only)</i>
<i>supply voltage must be externally rectified</i>

Approximate Coil Weight: .69 lbs (.31 kg)

WARNING: the specifications/application data shown in our catalogs and data sheets are intended only as a general guide for the product described (herein). Any specific application should not be undertaken without independent study, evaluation, and testing for suitability.

W7 / 2017



4484 Boeing Drive Rockford, IL 61109 • USA • Phone +1 (815) 397-6628 • Fax +1 (815) 397-2526
mail: delta@delta-power.com • www.delta-power.com



Via Malavolti, 36 • 41122 Modena • ITALY • Phone +39 (059) 254895 • Fax +39 (059) 253512
mail: tecnord@tecnord.com • www.tecnord.com

“Z” TYPE COIL

DESCRIPTION

3/4 inch (19 mm) I.D. Coil.
Color identification: black

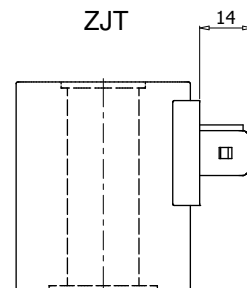
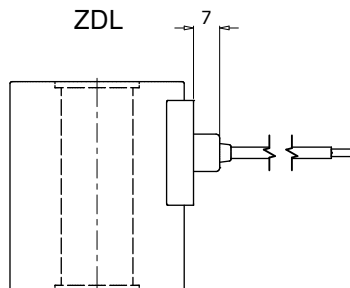
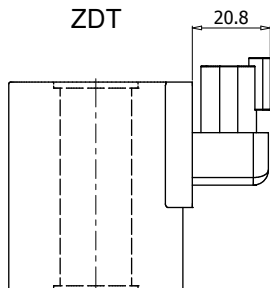
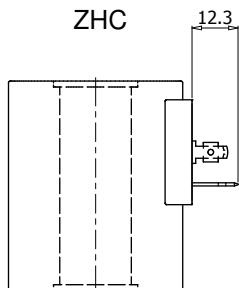
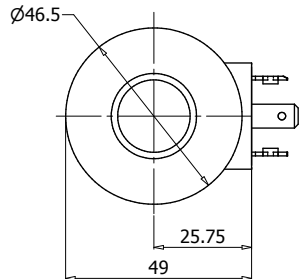
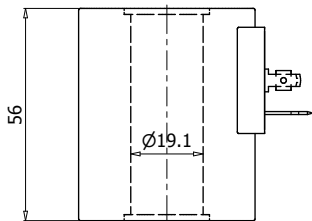
FEATURES

One piece encapsulated design that is:

- Immersion proof
- No external metal shell
- Internal arc suppression diode available on request

COIL SPECIFICATION

Wattage	27 Watts Nominal
Duty Rating	Continuous Duty ±10% rated voltage at 120°F (49°C) ambient
Min Current for Actuation	80% of rated current at room temperature
Magnet Wire Class	H
Heat insulation Class	F
Ambient Temperature Range	-30° to 60°C
Protection degree	Up to IP 65 (with connector and suitable seals)
Encapsulation Material	Glass filled polyester, resistant to moisture, caustic solutions, fungus and vibration



ORDERING INFORMATION

Z - - - - -

Approximate Coil Weight: .56 lbs (.25 kg)

TERMINATIONS

Double Lead
DIN 43650 (Hirschmann)
AMP Junior Timer - Integral
Deutsch - Integral DT04-2P

DL	12
HC	24
JT	22
DI	

VOLTAGE

12 VDC
24 VDC
220 VAC
*without internal rectifier (for HC termination only)
supply voltage must be externally rectified*

WARNING: the specifications/application data shown in our catalogs and data sheets are intended only as a general guide for the product described (herein). Any specific application should not be undertaken without independent study, evaluation, and testing for suitability.



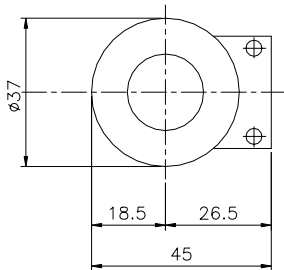
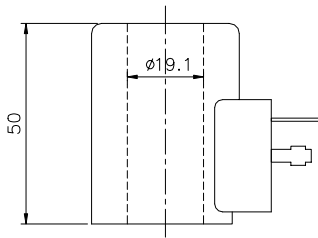
4484 Boeing Drive Rockford, IL 61109 • USA • Phone +1 (815) 397-6628 • Fax +1 (815) 397-2526
mail: delta@delta-power.com • www.delta-power.com



Via Malavolti, 36 • 41122 Modena • ITALY • Phone +39 (059) 254895 • Fax +39 (059) 253512
mail: tecnord@tecnord.com • www.tecnord.com

W 7 / 2017

“F” TYPE COIL



DESCRIPTION

3/4 inch (19 mm) I.D. Coil.

Color identification: silver metallic envelope

FEATURES

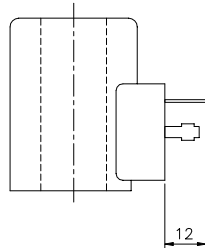
One piece encapsulated design that is:

- Immersion proof
- No external metal shell
- Internal arc suppression diode available on request

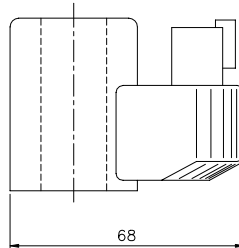
COIL SPECIFICATION

Wattage	20 Watts Nominal
Duty Rating	Continuous Duty ±10% rated voltage at 120°F (49°C) ambient
Min Current for Actuation	80% of rated current at room temperature
Magnet Wire Class	H (200°C)
Heat insulation Class	H (180°C)
Ambient Temperature Range	-30° to 60°C
Protection degree	Up to IP 65 (with connector and suitable seals)
Encapsulation Material	Glass filled polyester, resistant to moisture, caustic solutions, fungus and vibration

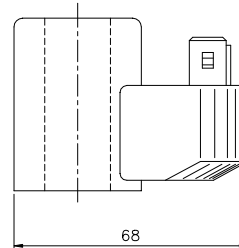
FHC



FDI



FJT



ORDERING INFORMATION

F	-	-	-	
TERMINATIONS				VOLTAGE
DIN 43650 (Hirschmann)	HC	12		12 VDC / 1.66 A
AMP Junior Timer - Integral	JT	24		24 VDC / 0.83 A
Deutsch - Integral DT04-2P	DI			

Approximate Coil Weight: .49 lbs (.22 kg)

WARNING: the specifications/application data shown in our catalogs and data sheets are intended only as a general guide for the product described (herein). Any specific application should not be undertaken without independent study, evaluation, and testing for suitability.

W7 / 2017



4484 Boeing Drive Rockford, IL 61109 • USA • Phone +1 (815) 397-6628 • Fax +1 (815) 397-2526
 mail: delta@delta-power.com • www.delta-power.com



Via Malavolti, 36 • 41122 Modena • ITALY • Phone +39 (059) 254895 • Fax +39 (059) 253512
 mail: tecnord@tecnord.com • www.tecnord.com

IMMERSION PROOF "P" TYPE "I" COILS

DESCRIPTION

1/2 inch (13 mm) I.D. Short Immersion Proof Coil.

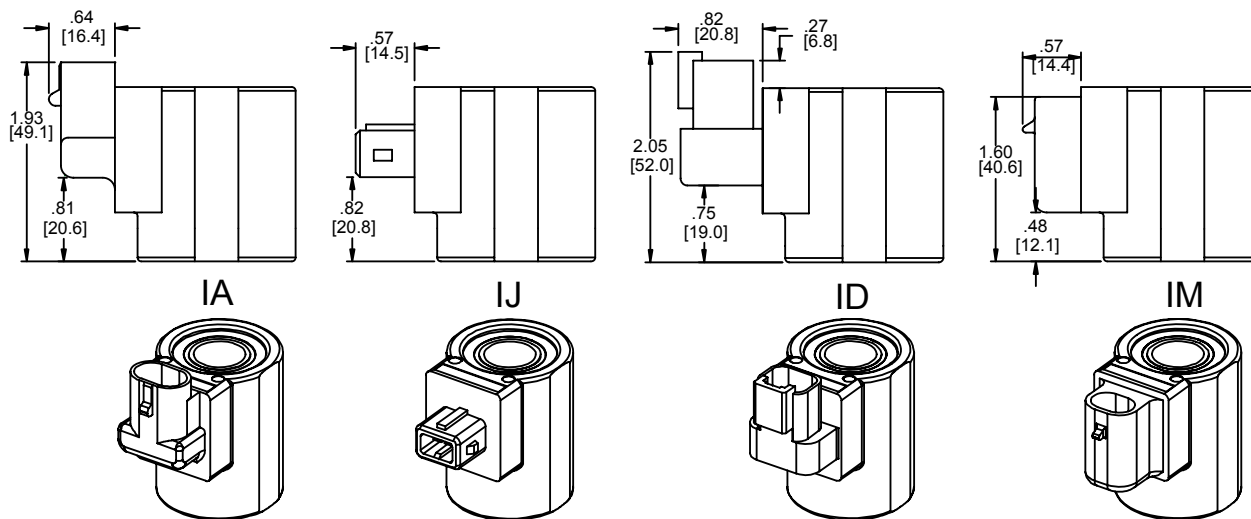
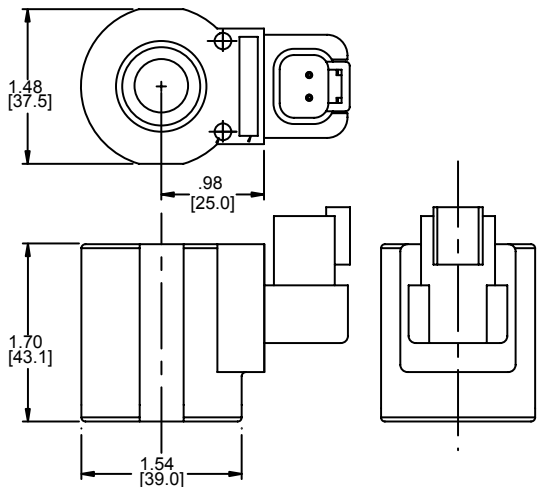
FEATURES

One piece encapsulated design that is:

- Weatherproof
- Immersion proof
- Thermal shock / dunk tested
- No external metal shel

COIL SPECIFICATION

Wattage	20 Watts Nominal
Duty Rating	Continuous Duty ±10% rated voltage at 120°F (49°C) ambient
Min Current for Actuation	80% of rated current at room temperature
Magnet Wire Class	H or Better for all voltages
Temperature Range	-40° to 392°F (-40° to 200°C)
Protection degree	Up to IP 65 (with connector and suitable seals)
Encapsulation Material	Thermo-Plastic, resistant to moisture, caustic solutions, fungus, and vibrations



ORDERING INFORMATION

P	-	-	-
TERMINATIONS			
AMP Superseal - Integral	IA	12	
Deutsch - Integral DT04-2P	ID	24	
AMP Junior Timer - Integral	IJ		
Metri-Pack - Integral	IM		

VOLTAGE
1.6 Amp Yellow Lettering
.80 Amp Blue Lettering

Approximate Coil Weight: .43 lbs (.19 kg)

NOTE: Pull type valves require nut 36202073 in lieu of standard nut. Push type valves require nut 36202071 in lieu of standard nut, except for PB-S2I, HB-S2C & HB-S2D use nut 36202090.

WARNING: the specifications/application data shown in our catalogs and data sheets are intended only as a general guide for the product described (herein). Any specific application should not be undertaken without independent study, evaluation, and testing for suitability.

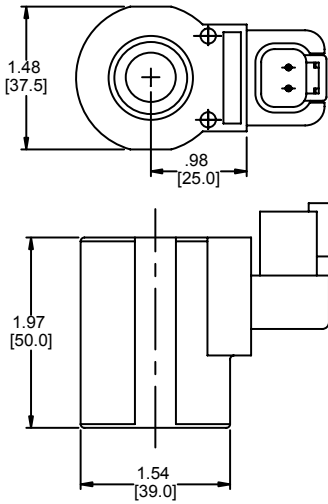


4484 Boeing Drive Rockford, IL 61109 • USA • Phone +1 (815) 397-6628 • Fax +1 (815) 397-2526
 mail: delta@delta-power.com • www.delta-power.com



Via Malavolti, 36 • 41122 Modena • ITALY • Phone +39 (059) 254895 • Fax +39 (059) 253512
 mail: tecnord@tecnord.com • www.tecnord.com

IMMERSION PROOF "D" TYPE "I" COILS



DESCRIPTION

1/2 inch (13 mm) I.D. Immersion Proof Coil.

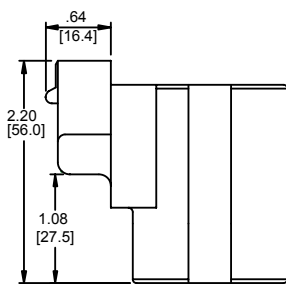
FEATURES

One piece encapsulated design that is:

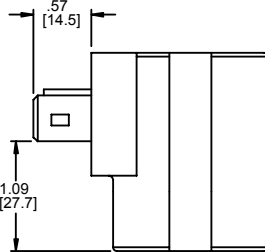
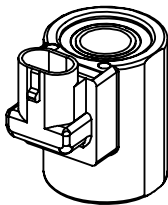
- Weatherproof
- Immersion proof
- Thermal shock / dunk tested
- No external metal shel

COIL SPECIFICATION

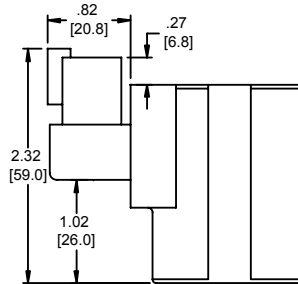
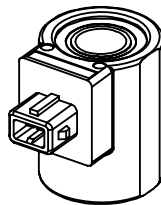
Wattage	24 Watts Nominal
Duty Rating	Continuous Duty ±10% rated voltage at 70°F (21°C) ambient
Min Current for Actuation	90% of rated current at room temperature
Magnet Wire Class	H or Better for all voltages
Temperature Range	-40° to 392°F (-40° to 200°C)
Encapsulation Material	Thermo-Plastic, resistant to moisture, caustic solutions, fungus, and vibrations



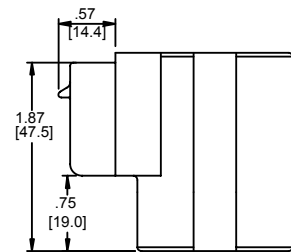
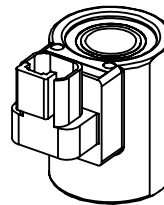
IA



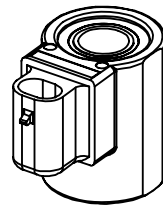
IJ



ID



IM



ORDERING INFORMATION

D - - -

Approximate Coil Weight: .49 lbs (.22 kg)

TERMINATIONS

- AMP Superseal - Integral
- Deutsch - Integral DT04-2P
- AMP Junior Timer - Integral
- Metri-Pack - Integral

- | | |
|----|----|
| IA | 12 |
| ID | 24 |
| IJ | |
| IM | |

VOLTAGE

- 12 VDC / 2.0 Amp Yellow Lettering
- 24 VDC / 1.0 Amp Blue Lettering

NOTE: Pull type valves require nut 36202073 in lieu of standard nut. Push type valves require nut 36202071 in lieu of standard nut.

W7 / 2017

WARNING: the specifications/application data shown in our catalogs and data sheets are intended only as a general guide for the product described (herein). Any specific application should not be undertaken without independent study, evaluation, and testing for suitability.



4484 Boeing Drive Rockford, IL 61109 • USA • Phone +1 (815) 397-6628 • Fax +1 (815) 397-2526
 mail: delta@delta-power.com • www.delta-power.com



Via Malavolti, 36 • 41122 Modena • ITALY • Phone +39 (059) 254895 • Fax +39 (059) 253512
 mail: tecnord@tecnord.com • www.tecnord.com

IMMERSION PROOF "L" TYPE "I" COILS

DESCRIPTION

5/8 inch (16 mm) I.D. Immersion Proof Coil.

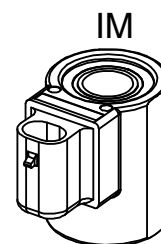
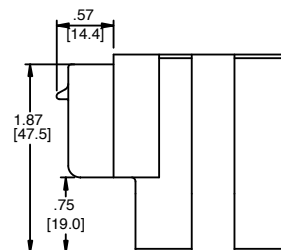
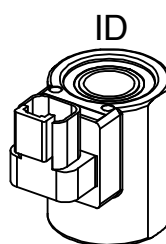
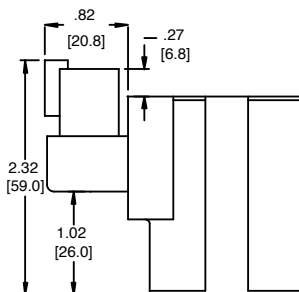
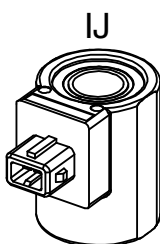
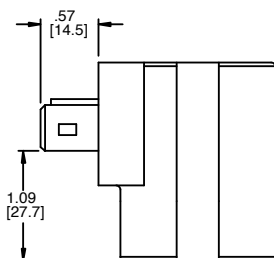
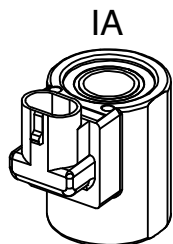
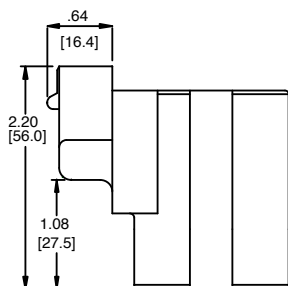
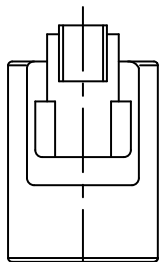
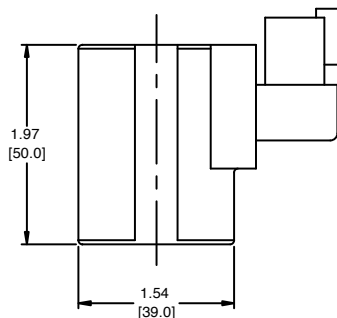
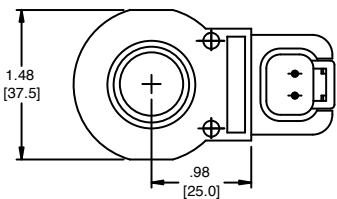
FEATURES

One piece encapsulated design that is:

- Weatherproof
- Immersion proof
- Thermal shock / dunk tested
- No external metal shel

COIL SPECIFICATION

Wattage	26 Watts Nominal
Duty Rating	Continuous Duty ±10% rated voltage at 120°F (49°C) ambient
Min Current for Actuation	80% of rated current at room temperature
Magnet Wire Class	H or Better for all voltages
Temperature Range	-40° to 392°F (-40° to 200°C)
Encapsulation Material	Thermo-Plastic, resistant to moisture, caustic solutions, fungus, and vibrations



ORDERING INFORMATION

	L	-	-	-
TERMINATIONS				
AMP Superseal - Integral	IA			12
Deutsch - Integral DT04-2P	ID			24
AMP Junior Timer - Integral	IJ			
Metri-Pack - Integral	IM			

VOLTAGE
12 VDC / 2.2 Amp Yellow Lettering
24 VDC / 1.1 Amp Blue Lettering

Approximate Coil Weight: .49 lbs (.22 kg)

NOTE: Pull type valves require nut 36202073 in lieu of standard nut. Push type valves require nut 36202071 in lieu of standard nut.

WARNING: the specifications/application data shown in our catalogs and data sheets are intended only as a general guide for the product described (herein). Any specific application should not be undertaken without independent study, evaluation, and testing for suitability.



4484 Boeing Drive Rockford, IL 61109 • USA • Phone +1 (815) 397-6628 • Fax +1 (815) 397-2526
 mail: delta@delta-power.com • www.delta-power.com

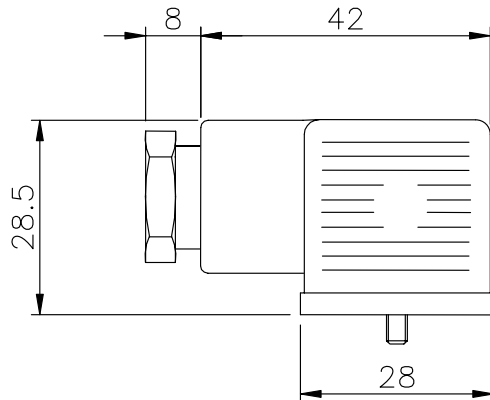


Via Malavolti, 36 • 41122 Modena • ITALY • Phone +39 (059) 254895 • Fax +39 (059) 253512
 mail: tecnord@tecnord.com • www.tecnord.com

COIL ACCESSORIES

CONNECTORS FOR THE DIN 43650 (HIRSCHMANN) TERMINATION

Standard connector dimensions
and with internal VDR resistor
against overvoltage peak



TECHNICAL DATA	
Number of poles	2 + Ground
Max operating current	10 A
Contact resistance	< 4 mOhm
Max. wire cross section	1.5 mm ²
Cable diameter	6 - 8 mm
Cable gland size	Pg 9
Protection class	IP 65

ORDERING INFORMATION	
DESCRIPTION	CODE
Standard	50.1004.002
With VDR resistor	50.1004.025